

## STANDBY GENERATOR

# 70 kW

## LIQUID-COOLED GENERATOR SET

Standby Power Rating

Model HT070 - 70 kW 60Hz



\*Built in the USA using domestic and foreign parts

## INCLUDES

- Two-Line LCD Tri-lingual Digital Sync™ Controller
- Electronic Governor
- Closed Coolant Recovery System
- Flexible Fuel Line Connector
- UV/Ozone-Resistant Hoses
- Mobile Link™ Cellular Monitoring System\*
- Sound Attenuated Aluminum Enclosure
- CA/MA Emissions Compliant
- Natural Gas or LP Gas Operation
- 2 Year Limited Warranty
- UL 2200 Listed

\* Download the free Mobile Link App at



## FEATURES

- **INNOVATIVE DESIGN & PROTOTYPE TESTING** are key components of our success in "IMPROVING POWER BY DESIGN." But it doesn't stop there. Total commitment to component testing, reliability testing, environmental testing, destruction and life testing, plus testing to applicable CSA, NEMA, EGSA, and other standards, allows you to choose Honeywell generators with the confidence that these systems will provide superior performance.
- **SOLID-STATE, FREQUENCY COMPENSATED VOLTAGE REGULATION** This state-of-the-art power maximizing regulation system is standard on all Honeywell models. It provides optimized FAST RESPONSE to changing load conditions and MAXIMUM MOTOR STARTING CAPABILITY by electronically torque-matching the surge loads to the engine. Digital voltage regulation at  $\pm 1\%$ .
- **SINGLE SOURCE SERVICE RESPONSE** from our extensive dealer network provides parts and service know-how for the entire unit, from the engine to the smallest electronic component.
- **Honeywell TRANSFER SWITCHES** The Honeywell generator line offers its own transfer systems and controls for total system compatibility.
- **TEST CRITERIA**
  - ◆ PROTOTYPE TESTED
  - ◆ SYSTEM TORSIONAL TESTED
  - ◆ NEMA MG1-22 EVALUATION
  - ◆ MOTOR STARTING ABILITY

# 70 kW

## LIQUID-COOLED GENERATOR SET

## Application & Engineering Data

### GENERATOR SPECIFICATIONS

• Type	Synchronous
• Rotor Insulation	Class H
• Stator Insulation	Class H
• Telephone Interference Factor (TIF)	<50
• Alternator Output Leads Phase 3	6/4 wire
• Bearings	Sealed Ball
• Coupling	Flexible Disc
• Load Capacity (Standby Rating)	70 kW
• Excitation System	Direct

### ENGINE SPECIFICATIONS

• Make	Generac
• Model	V-type
• Cylinders	10
• Displacement	6.8 Liter
• Bore	3.55
• Stroke	4.17
• Compression Ratio	9:1
• Intake Air System	Naturally Aspirated
• Lifter Type	Hydraulic

### GOVERNOR SPECIFICATIONS

• Type	Electronic
• Frequency Regulation	Isochronous
• Steady State Regulation	± 0.25%

### VOLTAGE REGULATION

• Type	Electronic
• Sensing	Three Phase
• Regulation	± 1%

### GENERATOR FEATURES

- Revolving field heavy duty generator
- Directly connected to the engine
- Operating temperature rise 120 °C above a 40 °C ambient
- Insulation is Class H rated at 130 °C rise
- All models are fully prototype tested

### ENGINE LUBRICATION SYSTEM

• Oil Pump	Gear
• Oil Filter	Full flow spin-on cartridge
• Crankcase	5 Quarts

### ENGINE COOLING SYSTEM

• Type	Pressurized Closed
• Water Pump	Belt driven
• Fan Speed	2300
• Fan Diameter	22 inches
• Fan Mode	Pusher

### FUEL SYSTEM

• Fuel Type	Natural gas, propane vapor
• Carburetor	Down Draft
• Secondary Fuel Regulator	Standard
• Fuel Shut Off Solenoid	Standard
• Operating Fuel Pressure	11" - 14" H <sub>2</sub> O

### ELECTRICAL SYSTEM

• Battery Charge Alternator	12V 30 Amp
• Static Battery Charger	12V, 2 Amp
• Recommended Battery	Group 24F, 12V, 525CCA
• System Voltage	12 Volts

### ENCLOSURE FEATURES

- Aluminum all weather protective enclosure options available – Ensures protection against mother nature. Electrostatically applied textured epoxy paint for added durability.
- Enclosed critical grade muffler – Quiet, critical grade muffler is mounted inside the unit.
- Small, compact, attractive – Makes for easy installation of an eye appealing unit.
- SAE – Sound attenuated enclosure ensures quiet operation.

Rating definitions - Standby: Applicable for supplying emergency power for the duration of the utility power outage. No overload capability is available for this rating. (All ratings in accordance with BS5514, ISO3046 and DIN6271). (All ratings in accordance with BS5514, ISO3046, ISO8528, SAE J1349 and DIN6271).

# Operating Data

KW RATING (LP/NG)		70/70			
ENGINE SIZE		6.8 Liter V-10			
GENERATOR OUTPUT VOLTAGE/KW - 60Hz		kW LPG	AMP	kW Nat. Gas	AMP CB Size (Both)
120/240V, 1-phase, 1.0 pf		67	279	64	267 300
120/208V, 3-phase, 0.8 pf		70	243	67	232 300
120/240V, 3-phase, 0.8 pf		70	210	67	201 250
277/480V, 3-phase, 0.8 pf		70	105	67	101 125
GENERATOR LOCKED ROTOR KVA AVAILABLE @ VOLTAGE DIP OF 35%					
Single phase or 208-240 3-phase		145			
480V 3-phase		160			
ENGINE FUEL CONSUMPTION (Natural Gas) (Propane)		Natural Gas (ft <sup>3</sup> /hr)	Propane (gal/hr.)		(ft <sup>3</sup> /hr)
Exercise cycle		110	1.20		44.2
25% of rated load		260	2.85		104.9
50% of rated load		500	5.46		200.9
75% of rated load		696	7.62		280.4
100% of rated load*		1020	11.17		411
For Btu content, multiply ft <sup>3</sup> /hr x 2520 (LP) or ft <sup>3</sup> /hr x 1000 (NG)					
ENGINE COOLING					
Air flow (inlet air including alternator and combustion air)		ft <sup>3</sup> /min.	5200		
System coolant capacity		US gal.	4.5		
Heat rejection to coolant		BTU/hr.	287,000		
Max. operating air temp. on radiator		°C (°F)	60 (150)		
Max. ambient temperature		°C (°F)	50 (140)		
COMBUSTION AIR REQUIREMENTS					
Flow at rated power 60 Hz		cfm	205		
SOUND EMISSIONS IN DBA					
Exercising at 7 meters		64			
Normal operation at 7 meters		72			
EXHAUST					
Exhaust flow at rated output 60 Hz		cfm	557		
Exhaust temp. at muffler outlet		°C (°F)	477 (890)		
ENGINE PARAMETERS					
Rated synchronous RPM		60 Hz	1800		
POWER ADJUSTMENT FOR AMBIENT CONDITONS					
Temperature Deration		3% for every 10 °C above - °C	25		
		1.65% for every 10 °F above - °F	77		
Altitude Deration		1% for every 100 m above - m	183		
		3% for every 1000 ft. above - ft.	600		

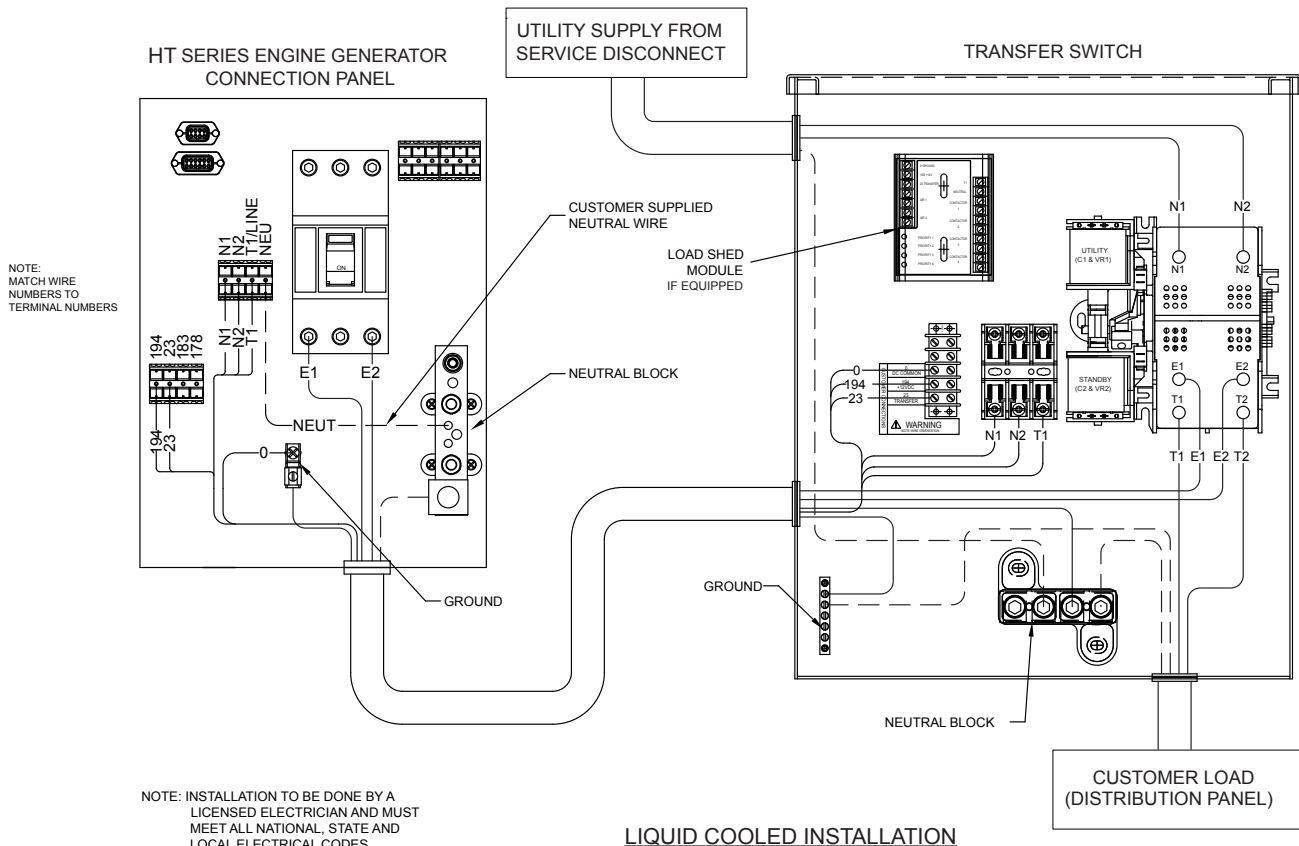
Refer to "Emissions Data Sheets" for maximum fuel flow for EPA and SCAQMD permitting purposes.

RATING: All three phases units are rated at 0.8 power factor. All single phase units are rated at 1.0 power factor. STANDBY RATING: Standby ratings apply to installations served by a reliable utility source. The standby rating is applicable to varying loads for the duration of a power outage. There is no overload capability for this rating. Ratings are in accordance with ISO-3046-1. Design and specifications are subject to change without notice.

# 70 kW

## LIQUID-COOLED GENERATOR SETS

## Interconnections



CIRCUIT BREAKER WIRE AND CONDUIT SIZE			
KW	VOLTS	CB AMPS	LUG SIZE
70	240 1 Ø	300	(1) 600 mcm to #4 or (2) 250 mcm to 1/0
70	240 3 Ø	250	(1) 600 mcm to #4 or (2) 250 mcm to 1/0
70	208 3 Ø	300	(1) 600 mcm to #4 or (2) 250 mcm to 1/0
70	480 3 Ø	125	#6 to 300 mcm

### CONTROL FEATURES

<ul style="list-style-type: none"> <li>Two-Line Plain Text LCD Display</li> <li>Mode Switch                             <ul style="list-style-type: none"> <li>-Auto</li> <li>-Off</li> <li>-Manual/Test (start)</li> </ul> </li> <li>Programmable start delay between 10-30 seconds</li> <li>Engine Start Sequence</li> <li>Engine Warm-up</li> <li>Engine Cool-Down</li> <li>Starter Lock-out</li> <li>Smart Battery Charger</li> <li>Automatic Voltage Regulation with Over and Under Voltage Protection</li> </ul>	<p>Simple user interface for ease of operation.</p> <p>Automatic Start on Utility failure. 7 day exerciser Stops unit. Power is removed. Control and charger still operate.</p> <p>Start with starter control, unit stays on. If utility fails, transfer to load takes place.</p> <p>Standard</p> <p>Cyclic cranking: 16 sec. on, 7 rest (90 sec. maximum duration).</p> <p>5 seconds</p> <p>1 minute</p> <p>Starter cannot re-engage until 5 sec. after engine has stopped.</p> <p>Standard</p> <p>Standard</p>	<ul style="list-style-type: none"> <li>Automatic Low Oil Pressure Shutdown</li> <li>Overspeed Shutdown</li> <li>High Temperature Shutdown</li> <li>Overcrank Protection</li> <li>Safety Fused</li> <li>Failure to Transfer Protection</li> <li>Low Battery Protection</li> <li>50 Event Run Log</li> <li>Future Set Capable Exerciser</li> <li>Incorrect Wiring Protection</li> <li>Internal Fault Protection</li> <li>Common External Fault Capability</li> <li>Governor Failure Protection</li> </ul>	<p>Standard</p> <p>Standard</p> <p>Standard</p> <p>Standard</p> <p>Standard</p> <p>Standard</p> <p>Standard</p> <p>Standard</p> <p>Standard</p> <p>Standard</p> <p>Standard</p> <p>Standard</p>
--	--	---	---

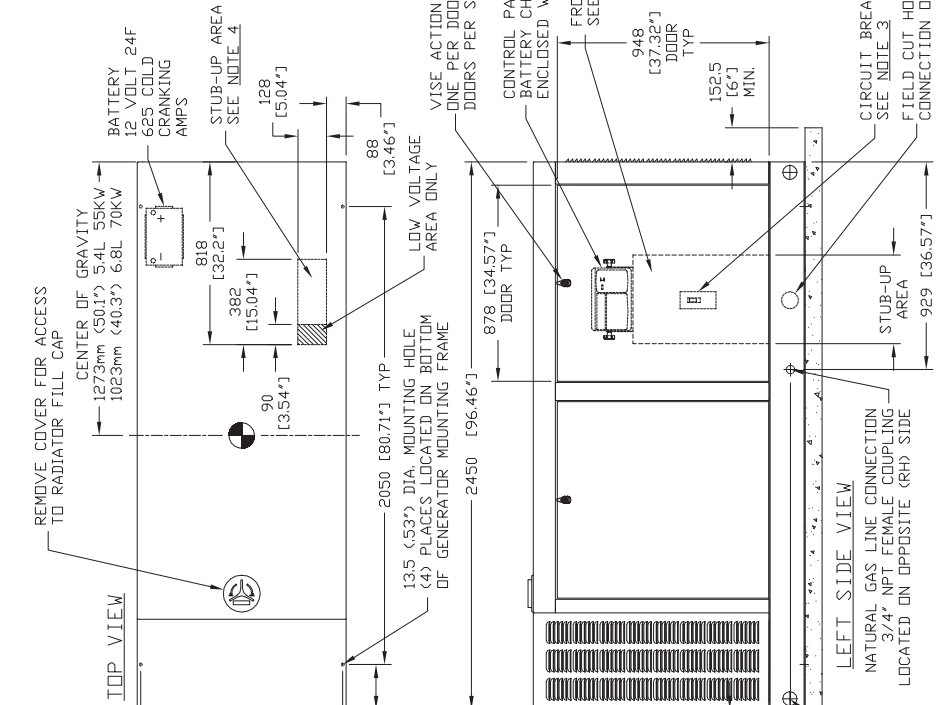
Single and three phase connections may vary, refer to the owner's manual for specific connection information.

# Installation Layout

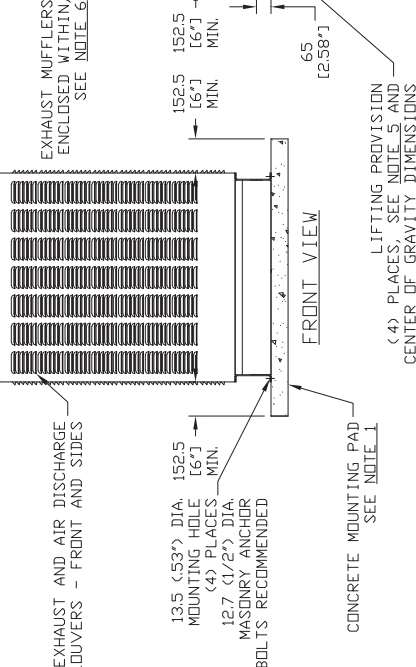
WEIGHT DATA		SHIPPING WEIGHT (SKID AND GENSET)	
ENGINE/KW	ENCLOSURE MATERIAL	WEIGHT (KG LBS)	WEIGHT (KG LBS)
6.8L/70kW	ALUMINUM	955 [2040]	1005 [2215]

SERVICE ITEM ACCESSIBILITY CHART	
SERVICE ITEM	5. 4L 55KW   6. 8L 70KW
OIL FILL CAP	THRU RIGHT FRONT DOOR
OIL DIP STICK	THRU LEFT FRONT DOOR
OIL FILTER	THRU LEFT FRONT DOOR
OIL DRAIN HOSE	THRU RIGHT FRONT DOOR
RADIATOR DRAIN HOSE	THRU LEFT FRONT DOOR
AIR CLEANER ELEMENT	EITHER FRONT DOOR
SPARK PLUGS	BOTH FRONT DOORS
MUFFLERS	SEE NOTE 6
FAN BELT	EITHER FRONT DOOR
BATTERY	THRU RIGHT REAR DOOR

REFERENCE OWNERS MANUAL FOR PERIODIC REPLACEMENT PART LISTINGS



- NOTES:**
- 1) MINIMUM RECOMMENDED CONCRETE PAD SIZE: 1240 (48.8") WIDE X 2756 (108.5") LONG. REFERENCE INSTALLATION GUIDE SUPPLIED WITH UNIT FOR CONCRETE PAD GUIDELINES.
  - 2) ALLOW SUFFICIENT ROOM ON ALL SIDES OF THE GENERATOR FOR MAINTENANCE AND SERVICING. THIS UNIT MUST BE INSTALLED IN ACCORDANCE WITH CURRENT APPLICABLE NFPA 37 AND NFPA 70 STANDARDS AS WELL AS ANY OTHER FEDERAL, STATE AND LOCAL CODES FOR MINIMUM DISTANCES FROM OTHER STRUCTURES.
  - 3) CIRCUIT BREAKER INFORMATION: SEE SPECIFICATION SHEET WITHIN OWNERS MANUAL.
  - 4) INSIDE STUB-UP AREA FOR AC LOAD LEAD CONDUIT CONNECTION, NEUTRAL CONNECTION, BATTERY CHARGER, 120 VOLT AC (< 5 AMP MAX.) CONNECTION AND ACCESS TO TRANSFER SWITCH CONTROL WIRES. REMOVE FRONT COVER FOR ACCESS.
  - 4A) FIELD CUT HOLE IS ONLY REQUIRED FOR MOUNTING OF GENERATOR ON AN EXISTING PAD.
  - 5) REFERENCE OWNERS MANUAL FOR LIFTING WARNINGS.
  - 6) REMOVE EITHER LEFT OR RIGHT HAND SIDE PANEL TO ACCESS EXHAUST MUFFLERS.



## AVAILABLE ACCESSORIES

Model #	Product	Description
G005632-0	Cold Weather Kit	If the temperature regularly falls below 32° F, install a cold weather kit to maintain optimal battery temperature. Kit consists of battery warmer with thermostat built into the wrap.
G005620-0	Extreme Cold Weather Kit	Recommended where the temperature regularly falls below 32° F for extended periods of time. For liquid-cooled units only.
G006160-0	Paint Kit	Industrial Gray
G005660-0	Scheduled Maintenance Kit	The Liquid-cooled Scheduled Maintenance Kits offer all the hardware necessary to perform a complete maintenance on Honeywell liquid-cooled generators.
G006874-0	Smart Management Module (50 Amps)	Manage large loads by utilizing up to 8 individual Smart Management modules. These devices are installed directly in line with existing appliance wiring for easy installation.
G007005-0	Wi-Fi LP Fuel Level Monitor	The Wi-Fi enabled LP fuel level monitor provides constant monitoring of the connected LP fuel tank. Monitoring the LP tank's fuel level is an important step in making sure your generator is ready to run during an unexpected power failure. Status alerts are available through a free application to notify when your LP tank is in need of a refill.
G006510-0	E-Stop	E-stop allows for immediate fuel shutoff and generator shutdown in the event of an emergency.

Generac Power Systems, Inc.  
 S45 W29290 Hwy. 59  
 Waukesha, WI 53187  
 Tel: 1-855-GEN-INFO  
[honeywellgenerators.com](http://honeywellgenerators.com)

0191020SBY-H  
 May 2017  
 © Generac Power Systems, Inc. All rights reserved.  
 Specifications subject to change without notice.  
 The Honeywell Trademark is used under  
 license from Honeywell International Inc.  
 Honeywell International Inc. makes no representation  
 or warranties with respect to this product.

**Honeywell**