

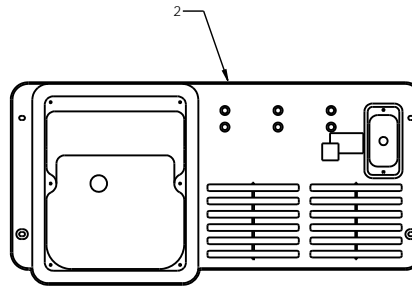


NOTES:

1. APPLICABLE DOCUMENTS:
ASME Y14.5M-1994, DIMENSIONING AND TOLERANCING
ASME Y14.38-1999, ABBREVIATIONS AND ACRONYMS

2. MATERIAL:
HEAT TREATMENT:
SURFACE FINISH:
COATING:
CLEANLINESS:
APPROX WEIGHT OF FINISHED PART:

3. SHEET TOLERANCE UNLESS OTHERWISE SPECIFIED:
X = +/- 0.8mm X.X = +/- 0.3mm X.XX = +/- 0.13mm



ITEM NO.	PART NO.	REV.	DESCRIPTION	QTY	UM
4	101560	A	BREAKER, 2-POLE, 15A	1	ea
3	101558	A	BREAKER, 1-POLE, 15A	1	ea
2	100957	A	FRONT PANEL HOUSING	1	ea
1	100958	A	FRONT PANEL COMPLETE ASSY, 242cc	1	ea

		NORTHSHORE POWER SYSTEMS, LLC	
		NSPSYSTEMS.COM	
UNLESS OTHERWISE SPECIFIED: THIRD ANGLE PROJECTION: 		PROPRIETARY AND CONFIDENTIAL THE INFORMATION CONTAINED IN THIS DRAWING IS CONFIDENTIAL AND IS THE SOLE PROPERTY OF NORTHSHORE POWER SYSTEMS. ANY REPRODUCTION IN PART OR AS A WHOLE WITHOUT THE WRITTEN PERMISSION OF NORTHSHORE POWER SYSTEMS IS PROHIBITED.	
INTERPRET GEOMETRIC TOLERANCING PER ASME Y14.5M-1994 DO NOT SCALE DRAWING		PART NAME: FRONT PANEL PARTS HW4000	
DRAWN BY: JKH CHECKED BY: RELEASED BY:	2008-11-20	SIZE: B	PART NO.: 101403B
		SCALE: 1:5	METRIC SHEET 1 OF 1