

# Smart Management Module (SMM)

Model G007001-0

UPC 696471070019

## SMM Specifications

- 240 VAC Power Supply Source (from Line input)
- 220/240 VAC Contact Voltages
- 240 VAC Contactor Coil Voltage
- 30 VA Coil Inrush
- 30 VA Coil Sealed
- 2 Poles
- 50 Resistive Amps
- 40 F/L Inductive Amps
- 180 Locked Rotor Amps
- 3R NEMA Rating
- UL50 Enclosure Rating
- 50 Hz / 60 Hz Frequency Selectability



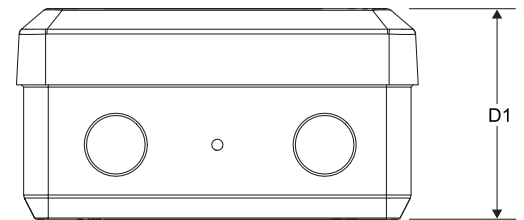
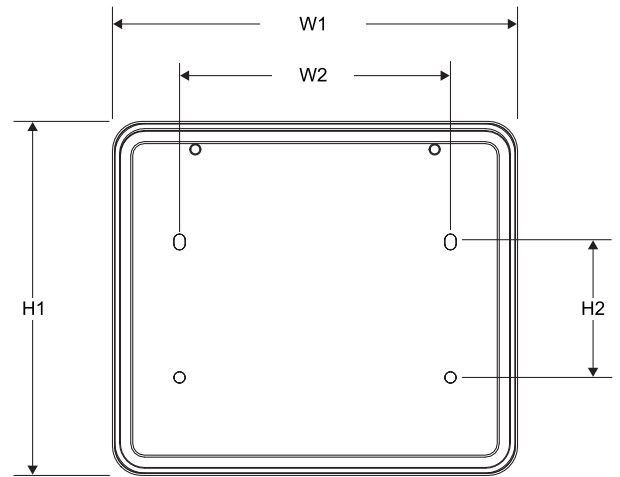
## FEATURES & BENEFITS

- **HONEYWELL'S SMART POWER MANAGEMENT SYSTEM** is designed to optimize the performance of a standby generator. The system can consist of up to eight individual Smart Management Modules (SMMs). Unlike other load management systems that depend on another control device, the SMM modules are actually self-aware and operate autonomously.
- **FREQUENCY MONITORING** Frequency is the true measure of generator engine performance and does not need to factor in increased ambient temperatures, elevation changes or generator fuel type. The modules monitor the frequency (Hz) of the power produced by Honeywell standby generators. If frequency falls below a certain threshold, the module automatically follows a power management algorithm to ensure the generator is not overloaded.
- **LOAD PRIORITY SETTING** Modules can be set to a load priority between 1-8, or set in a lock-out only mode for loads that just simply do not need to run in an outage. This reduces the minimum size of the generator for a more cost-effective solution.

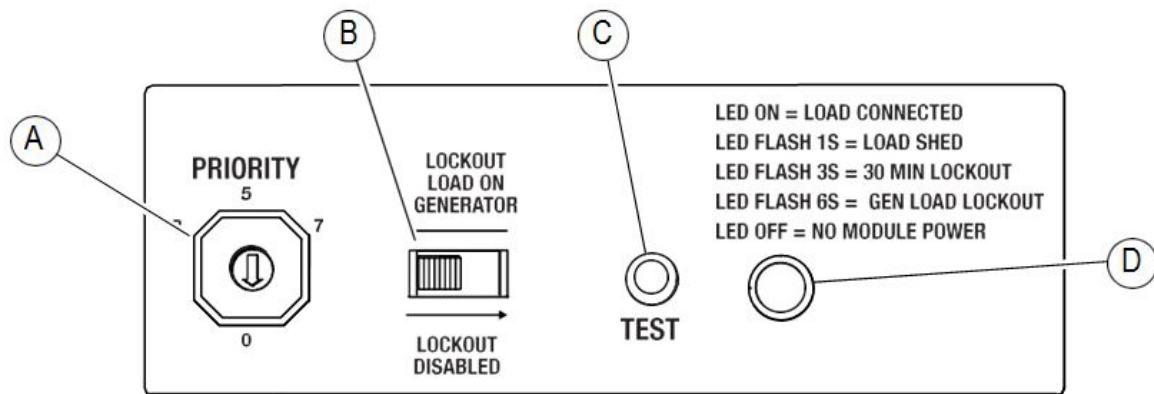
# Smart Management Module (SMM)

## Dimensions and UPC

MODEL #G007001-0		DESCRIPTION
Height (in / mm)	H1	6.17 / 156.8
	H2	2.36 / 60
Width (in / mm)	W1	7.06 / 179.4
	W2	4.72 / 120
Depth (in / mm)		3.7 / 94
Weight (lb / kg)		2.06 / 0.94
Shipping Weight (lb / kg)		2.44 / 1.11
UPC Code		696471070019



## SMM Controls (located behind module cover)



CONTROL	DESCRIPTION
PRIORITY DIAL (A)	Sets module priority
LOCKOUT SWITCH (B)	Prevents load from operating when system is operating under generator power.
TEST BUTTON (C)	Disables contactor output for a specified time
LED (D)	Provides module status with easy viewing through the external viewing window located in the upper right corner of the module.

### Generac Power Systems, Inc.

S45 W29290 Hwy. 59  
 Waukesha, WI. 53189  
 1.855.GEN.INFO  
 www.honeywellgenerators.com  
 Part No. 10000029428

©Generac Power Systems, Inc. All rights reserved.  
 Specifications subject to change without notice.

The Honeywell trademark is used under license from Honeywell International Inc.  
 Honeywell International Inc. makes no representation or warranties with respect to this product.  
 This product is manufactured by Generac Power Systems, Inc., Waukesha, WI. 53187, USA.

Revision B (11/12/18)

**Honeywell**